



Government of India
Ministry of Power
North Eastern Regional Power Committee
Lapalang, Shillong 793006

No. NERPC/Dev/2023/4080-4118

Dt:6th Sept., 2023

सेवा में / To,
संलग्न सूची के अनुसार
As per list enclosed.

Sub: Provisional DSM under ABT regime for the period from 21.08.23 to 27.08.23 - reg.

सर/मैडम,
Sir/Madam,

The Provisional statements giving details of Deviation charges account with payable / receivable particulars, for the period 21.08.23 to 27.08.23 is enclosed. Deviation charges have been calculated as per following CERC Notification and subsequent amendment orders:

- (i) Notification no. L-1/260/2021/CERC dated 14th March 2022 w.e.f. 05.12.2022
- (ii) Suo-moto order dated 26th Dec'2022 w.e.f. 28th Dec'2022
- (iii) Suo-moto order dated 6th Feb'2023 w.e.f. 8th Feb'2023
- (iv) Suo-moto order dated 9th Apr'2023 w.e.f. 10th Apr'2023

The payment by the constituents for the billed amounts shall be made to the Regulatory Deviation and Ancillary Service Pool Account Fund operated by NERLDC within 7 days of the issue of this Deviation-Account. In case of delayed payments against these bills beyond 7 days, the defaulting constituent shall pay surcharge @0.04% for each day of delay. The details of Deviation Accounts, both the statement as well as the data files, are available on NERPC website <https://www.nerpc.gov.in>.

Enclosed -As above.

भवदीय / Yours faithfully,


(एस. एम. आइमोल/ S. M. Aimol)

निदेशक / Director

अधीक्षण अभियंता/ Superintending Engineer

List of Addressees:

1. CMD, TSECL, Bidyut Bhawan, Agartala – 799 001
2. Director (Distribution), MePDCL, Lumjingshai, S.R. Road, Shillong – 793 001
3. Engineer-in-Chief (P&E), P&E Dept., Govt. of Mizoram, Aizawl – 796 001
4. Chief General Manager (Comml), APDCL, Bijulee Bhawan, Paltan Bazar, Guwahati – 781 001
5. Chief Engineer (Comm), Dept. of Power, Govt. of Arunachal Pradesh, Itanagar – 791 111
6. Managing Director, MSPDCL, Keishampat, Imphal-795 001.
7. E-in-C, Dept. of Power, Govt. of Nagaland, Kohima – 797 001
8. Chief Engineer, Loktak HE Project, Vidyut Vihar, Komkeirap, Manipur – 795 124
9. Executive Director (Comml.), NEEPCO Ltd., Lower New Colony, Shillong – 793 003
10. Executive Director, NERTS, POWERGRID, Lapalang, Shillong – 793 006
11. Managing Director, OTPC, Core 4 & Central, 10th Floor, SCOPE Minar, Laxmi Nagar, Delhi – 110092
12. GM (Comml.), NTPC, 3rd Floor OLIC building, Plot No.N.17/2, Nayapalli, Bhubaneswar-12
13. CE (G. M.), CEA, SewaBhawan, R.K.Puram, New Delhi – 110 066.
14. G. M., NERLDC, Lower Nongrah, Dongtiah, Lapalang, Shillong - 6.
15. C.G.M (SLDC) AEGCL, Kahelipara, Guwahati.
16. Gen. Manager (Comml.), NHPC Ltd., NHPC Office complex, Sector –33, Faridabad-121003.
17. G.M (Commercial) APDCL, Bijulee Bhawan, Paltan Bazar, Guwahati - 781 001.
18. General Manager, Ranganadi HEP, NEEPCO, Yazlee, Ar. Pradesh
19. Project Manager, Doyang HEP, NEEPCO, Nagaland
20. Project Manager, AGBPP, NEEPCO Ltd., No. –III, Vill. Bokuloni, Dibrugarh, Assam.
21. Project Manager, AGTPP, NEEPCO Ltd., Ramchandranagar, Agartala, Tripura West- 799008.
22. Dy. G. M (Elect.), Kopili HEP, NEEPCO Ltd., Umrangso, N.C. Hills, Assam.
23. Supdt. Engr. (System Management) MeECL, Lumjingshai, Short Round Road, Shillong.
24. Supdt. Engr. (Commercial) Deptt. of Electricity, Govt.of Manipur, Keisampet, Imphal. 795001
25. Executive Engineer, MSLDC, P & E Dept., Chaltlang, Aizawl- 796012.
26. Supdt. Engr. Dimapur Sub-station Deptt. of Power, Govt.of Nagaland, Dimapur.
27. Dy. G. M. (Commercial) NERTS, Lower Nongrah, Dongtiah, Lapalang, Shillong - 6.
28. Dy. General Manager (ER), POWERGRID, Boring Road, Alankar Place, Patna - 800 001
29. DGM (Comml), OTPC, Core 4 & Central, 10th Floor, SCOPE Minar, Laxmi Nagar, Delhi – 110092
30. DGM (Comml.), NTPC, 3rd Floor OLIC building, Plot No.N.17/2, Nayapalli, Bhubaneswar-12
31. AGM (Comml.), NTPC, Bongaigaon Thermal Power Project, P.O Salakati, Kokrajhar-783369
32. Addl. General Manager,Comml & Sys.Opn., TSECL,Banamalipur,Agartala.-799001.
33. Ex. Engr., SLDC, Deptt. of Power, Itanagar, Ar. Pradesh – 791 111
34. CEO, NVVN Ltd., 7th Floor, Scope Complex, Lodhi Road, N.Delhi- 110 003
35. Power Trading Corpn. of India Ltd., 2nd Floor, NBCC Tower, 15-Bhikaji Cama Place, New Delhi – 66.
36. Member Secretary, NRPC,18-A, Shaheed Jeet Singh Marg, Katwaria Sarai, NewDelhi-110016.
37. Member Secretary, ERPC,14, Golf Club Road, Kolkata- 700 033.
38. Member Secretary, WRPC, Plot No F-3, MIDC Area, Opp Seepz, Marol, Andheri (E), Mumbai-400 093.
39. Member Secretary, SRPC, 29, Race Course Road, Bangalore- 560009.



(एस. एम. आइमोल/ S. M. Aimol)

निदेशक / Director

अधीक्षणअभियंता/ Superintending Engineer


NORTH EASTERN REGIONAL POWER COMMITTEE

**ABT based Deviation Charge Account
For the period 21.08.2023 TO 27.08.2023**

Page 1 of 4


CONSTITUENTS	SCHEDULE (MWH)	ACTUAL (MWH)	DEVIATION (MWH)	Receivable from the Deviation and Ancillary Service Pool Account(Rs) (A)	Payable to the Deviation and Ancillary Service Pool Account(Rs) (B)
BENEFICIARIES OF NORTH EASTERN REGION					
ARUNACHAL PRADESH	17,749.01	17,828.77	79.76	0	3,771,765
ASSAM	216,768.84	226,137.25	9,368.42	0	97,017,277
MANIPUR	18,641.78	18,007.24	-634.54	3,952,152	0
MEGHALAYA	4,848.72	3,500.36	-1,348.36	4,543,655	0
MIZORAM	10,428.22	9,197.05	-1,231.18	8,212,977	0
NAGALAND	17,834.55	16,783.05	-1,051.50	7,275,954	0
TRIPURA	38,731.69	38,738.21	6.52	0	4,680,987
BNC	193.25	168.72	-24.53	97,195	0
CERC REGULATED GENERATORS (CGS/ISGS)					
AGBPP	27,837.72	29,422.36	1,584.64	5,265,002	0
AGTCCPP	12,833.68	13,257.06	423.38	1,297,398	0
BGTTP	98,653.92	97,647.80	-1,006.12	0	4,434,787
PALATANA	91,435.22	91,757.38	322.16	580,038	0
DOYANG	12,008.45	11,989.92	-18.53	0	103,687
KHANDONG	0.00	0.00	0.00	0	0
KOPILI	3,952.00	3,688.50	-263.50	0	2,039,473
KOPILI-2	4,149.60	4,236.17	86.57	137,749	0
LOKTAK	14,414.25	14,529.12	114.87	85,830	0
PARE	18,026.83	18,151.40	124.57	377,360	0
RANGANADI	53,325.23	53,579.05	253.83	297,210	0
KAMENG	97,978.64	98,825.53	846.88	5,774,652	0
INTER- REGIONAL					
ER	-104,679.66	12,747.04	117,426.71	1,022,014,699	0
NR	0.00	-109,331.20	-109,331.20	0	956,262,363
TOTAL				1059911871	1068310339

Pool Balance (B - A) :	8398467
LEGEND :	In pool balance positive(+ve) means surplus in pool and negative(-ve) means deficit in pool



 (एस.एम.आइमल/S.M.Aimal)
 निदेशक/Director
 उ.पु.से.वि.स./NERPC
 विद्युत मंत्रालय/Min. of Power
 भारत सरकार/Govt. of India
 शिलांग/Shillong

NERPC, SHILLONG
Day-wise schedule, actual and Deviation charge statement
From 21/08/2023 to 27/08/2023

Date	Constituents	Total Schedule (MWH)	Total Actual (MWH)	Deviation (MWH)	Receivable from the Deviation and Ancillary Service Pool Account(Rs)	Payable to the Deviation and Ancillary Service Pool Account(Rs)
21/08/2023	ARUNACHAL PRADESH	2543.42	2723.71	180.28	326074.94	2271849.90
	ASSAM	32558.33	34442.64	1884.31	460846.26	26991792.69
	MANIPUR	2676.06	2652.20	-23.87	1516003.59	1158270.13
	MEGHALAYA	389.00	248.32	-140.68	1376350.05	366451.45
	MIZORAM	1529.74	1409.53	-120.21	1408706.81	295731.08
	NAGALAND	2505.47	2330.53	-174.93	1586492.70	54752.60
	TRIPURA	6148.85	6715.87	567.01	313749.45	7877291.61
	AGBPP	4850.49	4833.22	-17.27	254910.78	572639.37
	AGTCCPP	1978.99	1987.57	8.58	68938.28	37909.46
	BGTPP	15592.90	15438.49	-154.42	260558.13	943617.26
	BNC	27.25	26.43	-0.83	32085.76	31524.65
	PALATANA	12928.21	12971.74	43.52	89609.63	965.59
	DOYANG	1718.10	1713.72	-4.38	7994.16	44150.14
	KHANDONG	0.00	0.00	0.00	0.00	0.00
	KOPILI	1185.60	1152.70	-32.90	190309.68	462259.88
	KOPILI-2	592.80	609.69	16.89	28791.15	109.31
	LOKTAK	1024.50	1037.36	12.86	39543.09	71036.78
	PARE	1778.75	1831.92	53.16	200519.03	17588.63
	RANGANADI	4303.00	4319.00	16.00	51815.91	71432.48
	KAMENG	14399.52	14546.69	147.17	1242875.86	0.00
	ER	-10180.32	8289.62	18469.94	184432047.90	0.00
NR	0.00	-16940.07	-16940.07	0.00	169123599.04	
22/08/2023	ARUNACHAL PRADESH	2667.37	2633.85	-33.52	1406810.14	2140865.29
	ASSAM	31390.12	32205.10	814.98	3995620.41	16934230.02
	MANIPUR	2698.23	2497.81	-200.42	2001966.32	507511.05
	MEGHALAYA	479.45	228.46	-250.99	1462942.58	445878.83
	MIZORAM	1575.03	1388.52	-186.51	1702950.27	55368.14
	NAGALAND	2501.79	2258.25	-243.53	1796283.42	5344.19
	TRIPURA	6212.38	6336.75	124.37	1385280.49	3468427.99
	AGBPP	3693.44	3789.79	96.35	379785.33	130383.69
	AGTCCPP	1949.17	1965.40	16.23	115643.79	132075.39
	BGTPP	15884.53	15781.59	-102.94	335952.89	705497.36
	BNC	27.95	23.26	-4.70	43506.76	21188.78
	PALATANA	12841.99	12886.42	44.43	79193.69	420.02
	DOYANG	1714.20	1680.21	-33.99	24681.86	150660.74
	KHANDONG	0.00	0.00	0.00	0.00	0.00
	KOPILI	1185.60	1195.87	10.27	87876.46	0.00
	KOPILI-2	592.80	606.96	14.16	22652.85	197.04
	LOKTAK	1104.75	1110.46	5.71	27799.46	93948.86
	PARE	2144.00	2162.68	18.68	75287.27	14104.41
	RANGANADI	6693.60	6738.31	44.71	69207.44	11994.76
	KAMENG	14399.52	14505.09	105.57	904775.58	988.24
	ER	-12900.06	3882.82	16782.88	164787342.96	0.00
NR	0.00	-16937.31	-16937.31	0.00	166187245.00	
23/08/2023	ARUNACHAL PRADESH	2678.91	2577.42	-101.49	1071792.99	449263.90
	ASSAM	31535.76	32418.92	883.16	2144638.95	8528401.52
	MANIPUR	2686.70	2611.63	-75.07	480919.36	496490.09
	MEGHALAYA	968.44	748.05	-220.40	1096750.94	359078.16
	MIZORAM	1506.53	1295.91	-210.62	1286967.10	61688.35
	NAGALAND	2573.76	2459.46	-114.30	719933.85	64622.91
	TRIPURA	5968.16	6194.11	225.95	830397.71	2138625.89
	AGBPP	3577.76	3862.16	284.40	802928.88	37.15
	AGTCCPP	1722.67	1837.13	114.46	335807.08	5441.85
	BGTPP	13432.86	13215.26	-217.60	192333.47	812776.53
	BNC	28.19	24.47	-3.72	34696.63	18525.20
	PALATANA	13348.77	13403.95	55.18	79690.02	161.09
	DOYANG	1716.30	1721.84	5.54	21726.84	4230.78
	KHANDONG	0.00	0.00	0.00	0.00	0.00
	KOPILI	642.20	620.84	-21.36	33218.26	238438.10
	KOPILI-2	592.80	604.26	11.46	18135.89	679.80
	LOKTAK	2457.00	2479.42	22.42	41524.08	4109.30
	PARE	2832.00	2838.76	6.76	13988.02	1730.93
	RANGANADI	9771.90	9761.40	-10.50	11219.79	38048.59
	KAMENG	12824.72	12994.55	169.83	937532.29	0.00
	ER	-14626.47	3170.72	17797.19	171803987.77	0.00
NR	0.00	-16941.96	-16941.96	0.00	163263955.90	


 (S.M. Aimal)
 निदेशक/Director
 उ.पु.वे.वि.स./NERPC
 विद्युत मंत्रालय/Min. of Power
 भारत सरकार/Govt. of India
 शिल्लोण/Shillong


Date	Constituents	Total Schedule (MWH)	Total Actual (MWH)	Deviation (MWH)	Receivable from the Deviation and Ancillary Service Pool Account(Rs)	Payable to the Deviation and Ancillary Service Pool Account(Rs)
24/08/2023	ARUNACHAL PRADESH	2598.69	2599.30	0.61	703454.66	607266.41
	ASSAM	30629.74	32703.37	2073.64	137705.93	18630247.23
	MANIPUR	2663.14	2643.17	-19.97	504873.66	224717.16
	MEGHALAYA	800.64	706.77	-93.87	805577.50	873317.56
	MIZORAM	1431.61	1235.86	-195.76	1265340.38	8680.04
	NAGALAND	2603.65	2484.00	-119.64	875166.61	58054.86
	TRIPURA	6095.33	5847.16	-248.16	2085584.64	369553.57
	AGBPP	3878.45	4130.47	252.02	1004773.47	0.00
	AGTCCPP	1760.00	1828.48	68.48	263793.54	13338.64
	BGTPP	12246.61	12113.23	-133.38	786246.13	1953236.41
	BNC	28.34	24.75	-3.60	35668.50	18553.51
	PALATANA	13043.87	13087.07	43.20	79001.90	0.00
	DOYANG	1717.65	1717.74	0.09	9361.72	10723.98
	KHANDONG	0.00	0.00	0.00	0.00	0.00
	KOPILI	938.60	716.58	-222.02	40298.42	1684397.30
	KOPILI-2	592.80	605.72	12.92	20732.93	517.27
	LOKTAK	2457.00	2469.53	12.53	38964.03	12304.56
	PARE	2832.00	2842.26	10.26	25605.94	0.00
	RANGANADI	7600.00	7667.95	67.95	109780.35	10334.12
	KAMENG	14399.52	14490.62	91.10	631467.87	0.00
ER	-15796.32	4921.09	20717.41	169991805.98	0.00	
NR	0.00	-16946.76	-16946.76	0.00	138216693.57	
25/08/2023	ARUNACHAL PRADESH	2420.83	2589.98	169.15	1141207.82	2629330.44
	ASSAM	31469.67	33278.06	1808.39	357648.37	17084334.72
	MANIPUR	2684.58	2602.38	-82.19	1036322.14	293915.36
	MEGHALAYA	893.68	718.07	-175.61	1138946.18	334104.26
	MIZORAM	1486.15	1168.66	-317.49	2015661.81	20037.76
	NAGALAND	2635.23	2519.54	-115.70	879022.24	28712.15
	TRIPURA	5176.98	4804.14	-372.84	3158585.39	254652.25
	AGBPP	4026.29	4357.15	330.86	1211336.02	53006.96
	AGTCCPP	1843.83	1940.22	96.39	371116.07	69335.74
	BGTPP	14260.40	14312.17	51.76	707642.16	738299.59
	BNC	28.34	24.02	-4.32	39323.38	20250.53
	PALATANA	13249.05	13295.79	46.74	87576.59	829.31
	DOYANG	1704.90	1714.29	9.39	31197.68	0.00
	KHANDONG	0.00	0.00	0.00	0.00	0.00
	KOPILI	0.00	0.60	0.60	0.00	0.00
	KOPILI-2	592.80	602.96	10.16	16330.95	140.23
	LOKTAK	2457.00	2471.10	14.10	28150.61	624.34
	PARE	2832.00	2839.06	7.06	19587.55	1520.83
	RANGANADI	8361.00	8425.65	64.65	107160.30	19873.35
	KAMENG	13156.32	13294.33	138.01	899426.03	0.00
ER	-15096.69	877.05	15973.74	130240743.68	0.00	
NR	0.00	-14975.27	-14975.27	0.00	124989694.47	
26/08/2023	ARUNACHAL PRADESH	2450.03	2469.70	19.67	1293361.40	2287598.61
	ASSAM	30299.21	31976.29	1677.08	401433.10	13778173.01
	MANIPUR	2645.60	2539.92	-105.68	789703.46	129391.21
	MEGHALAYA	367.44	236.84	-130.60	967420.52	649896.40
	MIZORAM	1431.16	1412.92	-18.24	555627.63	477429.19
	NAGALAND	2540.67	2390.22	-150.46	979421.82	10175.65
	TRIPURA	4678.71	4543.29	-135.42	1473723.03	748499.93
	AGBPP	3997.29	4263.99	266.70	1234131.48	122565.98
	AGTCCPP	1849.74	1896.84	47.10	228147.20	91350.25
	BGTPP	14793.63	14515.94	-277.69	279815.41	1301966.53
	BNC	27.98	22.08	-5.90	37860.51	15607.98
	PALATANA	12954.22	12995.20	40.98	78407.01	0.00
	DOYANG	1718.00	1724.01	6.01	20522.29	1789.06
	KHANDONG	0.00	0.00	0.00	0.00	0.00
	KOPILI	0.00	2.02	2.02	1556.47	4601.98
	KOPILI-2	592.80	602.86	10.06	16472.95	373.28
	LOKTAK	2457.00	2481.32	24.32	53158.25	3799.75
	PARE	2776.08	2789.43	13.35	54622.65	14498.90
	RANGANADI	6857.60	6885.87	28.27	71378.81	27298.85
	KAMENG	14399.53	14483.42	83.89	566912.43	0.00
ER	-17193.70	-2487.76	14705.93	115591008.92	0.00	
NR	0.00	-13255.85	-13255.85	0.00	105166019.66	


 (एस.एम.आइमोल/ S.M. Aismol)
 निदेशक / Director
 उच्च शिक्षण/NERPC
 विद्युत मंत्रालय/Min. of Power
 भारत सरकार/Govt. of India
 शिल्लोंग/Shillong

Date	Constituents	Total Schedule (MWH)	Total Actual (MWH)	Deviation (MWH)	Receivable from the Deviation and Ancillary Service Pool Account(Rs)	Payable to the Deviation and Ancillary Service Pool Account(Rs)
27/08/2023	ARUNACHAL PRADESH	2389.76	2234.81	-154.95	1064984.78	393277.08
	ASSAM	28886.01	29112.86	226.85	1922116.11	4490107.16
	MANIPUR	2587.47	2460.14	-127.33	792821.23	360162.63
	MEGHALAYA	950.07	613.85	-336.21	871247.77	146853.99
	MIZORAM	1468.00	1285.65	-182.35	925870.15	29212.50
	NAGALAND	2473.98	2341.05	-132.93	701390.14	40094.19
	TRIPURA	4451.27	4296.88	-154.39	1504335.50	575591.95
	AGBPP	3813.99	4185.57	371.58	1255768.83	0.00
	AGTCCPP	1729.28	1801.42	72.14	321386.84	57983.16
	BGTPP	12442.98	12271.13	-171.85	215054.33	756995.85
	BNC	25.20	23.73	-1.47	17140.82	17436.85
	PALATANA	13069.10	13117.21	48.10	89331.12	395.56
	DOYANG	1719.30	1718.12	-1.18	35328.87	42945.43
	KHANDONG	0.00	0.00	0.00	0.00	0.00
	KOPILI	0.00	-0.10	-0.10	81.39	3116.20
	KOPILI-2	592.80	603.71	10.91	16810.51	161.26
	LOKTAK	2457.00	2479.93	22.93	43046.31	532.74
	PARE	2832.00	2847.30	15.30	37193.31	0.00
	RANGANADI	9738.13	9780.87	42.75	59460.83	3831.09
	KAMENG	14399.53	14510.84	111.31	592649.79	0.00
ER	-18886.10	-5906.49	12979.62	85167762.16	0.00	
NR	0.00	-13333.96	-13333.96	0.00	89315155.48	

SUMMARY OF WEEKLY DEVIATION CHARGES

	Constituents	Total Schedule (MWH)	Total Actual (MWH)	Deviation (MWH)	Receivable from the Deviation and Ancillary Service Pool Account(Rs)	Payable to the Deviation and Ancillary Service Pool Account(Rs)
FOR THE WEEK FROM 21/08/2023 TO 27/08/2023	ARUNACHAL PRADESH	17749.01	17828.77	79.76	7007686.73	10779451.62
	ASSAM	216768.84	226137.25	9368.42	9420009.14	106437286.35
	MANIPUR	18641.78	18007.24	-634.54	7122609.77	3170457.63
	MEGHALAYA	4848.72	3500.36	-1348.36	7719235.54	3175580.64
	MIZORAM	10428.22	9197.05	-1231.18	9161124.14	948147.06
	NAGALAND	17834.55	16783.05	-1051.50	7537710.78	261756.55
	TRIPURA	38731.69	38738.21	6.52	10751656.22	15432643.19
	AGBPP	27837.72	29422.36	1584.64	6143634.79	878633.15
	AGTCCPP	12833.68	13257.06	423.38	1704832.81	407434.49
	BGTPP	98653.92	97647.80	-1006.12	2777602.51	7212389.53
	BNC	193.25	168.72	-24.53	240282.35	143087.51
	PALATANA	91435.22	91757.38	322.16	582809.97	2771.57
	DOYANG	12008.45	11989.92	-18.53	150813.42	254500.13
	KHANDONG	0.00	0.00	0.00	0.00	0.00
	KOPILI	3952.00	3688.50	-263.50	353340.68	2392813.45
	KOPILI-2	14149.60	4236.17	-9913.43	139927.23	2178.18
	LOKTAK	14414.25	14529.12	114.87	272185.83	186356.33
	PARE	18026.83	18151.40	124.57	426803.77	49443.70
	RANGANADI	53325.23	53579.05	253.83	480023.42	182813.22
	KAMENG	97978.64	98825.53	846.88	5775639.85	988.24
ER	-104679.66	12747.04	117426.71	1022014699.37	0.00	
NR	0.00	-109331.20	-109331.20	0.00	956262363.13	


 (S. M. Almol) / S. M. Almol
 Director
 राज्य निदेश/NERPC
 विद्युत विभाग/Min. of Power
 भारत सरकार/Govt. of India
 शिलांग/Shillong